



(IT) **Attenzione:** Istruzioni di montaggio per barre in alluminio.
 (GB) **Attention:** Mounting instructions for aluminium bar carriers.
 (E) **Atencion:** Instrucciones de montaje para barras portatodo en aluminio.
 (D) **Achtung:** Montageanweisungen für Aluminium-Lastenträger.
 (F) **Attention:** Notices de montage pour barres de portage en aluminium.
 (NL) **Attentie:** Handleiding voor dakdragers gemaakt van aluminium.
 (P) **Atenção:** Instruções de montagem para barras de tejadilho em alumínio.
 (H) Szerelési utasítás aluminium tartórudakhoz.
 (PL) **Uwaga:** Instrukcja montażu bagażników wykonanych ze aluminium.
 (SLO) **Pozor:** Navodila za montažo nosilcev prtljažnika - aluminijastih.
 (HR) Uputstvo za montažu aluminijaskih nosača.

1

ZOOM

A

B

C

D

(IT) SVITARE (GB) UNSCREW (E) AFLOJAR (D) ABSCHRAUBEN (F) DEVISSER (NL) OPENSCHROEVEN (P) DESAPARAFUSAR (H) KICSAVARNI (PL) WYKRECIC (SLO) ODVITI (HR) ODVITI	(IT) INSERIRE (GB) INSERT (E) CUBRIR (D) STOPFEN (F) ENFILER (NL) BEVESTIG	(P) DESAPARAFUSAR (H) KICSAVARNI (PL) WYKRECIC (SLO) ODVITI (HR) ODVITI	(IT) INSERIRE (GB) INSERT (E) CUBRIR (D) STOPFEN (F) ENFILER (NL) BEVESTIG	(P) APERTAR (H) MEGHÚZNI (PL) WKRECIC (SLO) PRIVITI (HR) PRIČVRSTITI	(IT) AVVITARE (GB) TO SCREW (E) APRETAR (D) FESTSCHRAUBEN (F) VISSER (NL) VASTSCHROEVEN	(P) APERTAR (H) MEGHÚZNI (PL) WKRECIC (SLO) PRIVITI (HR) PRIČVRSTITI
---	---	---	---	--	--	--

2

ZOOM

(IT) INSERIRE (GB) INSERT (E) CUBRIR (D) STOPFEN (F) ENFILER (NL) BEVESTIG	(P) INSERIR (H) TOLJA FEL (PL) NALOZIC (SLO) VSTAVITI (HR) PREKRITI
---	---


3

<p>A</p> (IT) INSERIRE (GB) INSERT (E) CUBRIR (D) STOPFEN (F) ENFILER (NL) BEVESTIG (H) TOLJA FEL (PL) NALOZIC (SLO) VSTAVITI (HR) PREKRITI	<p>B</p>	<p>C</p> (IT) TAGLIARE (GB) TO CUT (E) CORTAR (D) SCHNEIDEN (F) COUPER (NL) SNIJDEN (P) CORTAR (H) ELVÁGNI (PL) OBCIAC (SLO) ODREZATI (HR) ODREZATI	<p>D</p> (IT) INSERIRE (GB) INSERT (E) CUBRIR (D) STOPFEN (F) ENFILER (NL) BEVESTIG (H) TOLJA FEL (PL) NALOZIC (SLO) VSTAVITI (HR) PREKRITI
---	-----------------	--	---

4 DAIHATSU: TERIOS CX (97->05) "À TROUVER SUR LE BATTANT DE LA PORTE OU DANS LE MANUAL TECHNIQUE DE LA VOITURE "

1

(IT) SVITARE (GB) UNSCREW (E) AFLOJAR (D) ABSCHRAUBEN (F) DEVISSER (NL) OPENSCHROEVEN	(P) DESAPARAFUSAR (H) KICSAVARNI (PL) WYKRECIC (SLO) ODVITI (HR) ODVITI
--	---



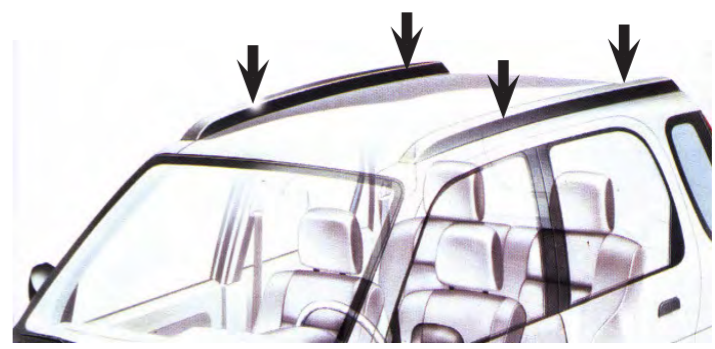
3

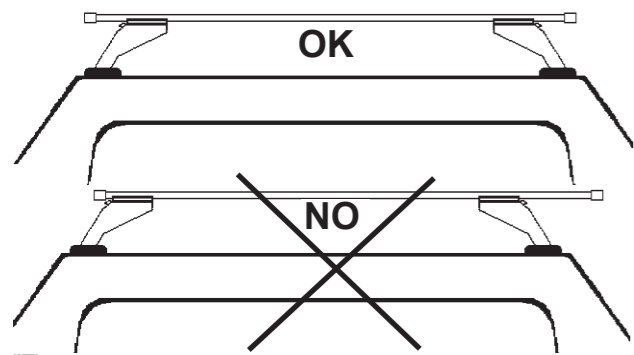
(IT) INSERIRE (GB) INSERT (E) CUBRIR (D) STOPFEN (F) ENFILER (NL) BEVESTIG	(P) INSERIR (H) TOLJA FEL (PL) NALOZIC (SLO) VSTAVITI (HR) PREKRITI
---	---

4


5 Nm

(IT) AVVITARE (A FONDO) (GB) TO SCREW (DOWN) (E) APRETAR (A FONDO) (D) FESTSCHRAUBEN (F) VISSER (À FOND) (NL) VASTSCHROEVEN (P) APERTAR POR BAIXO (H) MEGHÚZNI (PL) WKRECIC DO KONCA (SLO) PRIVITI (DO KONCA) (HR) PRIČVRSTITI (DO KRAJA)	
---	--




5

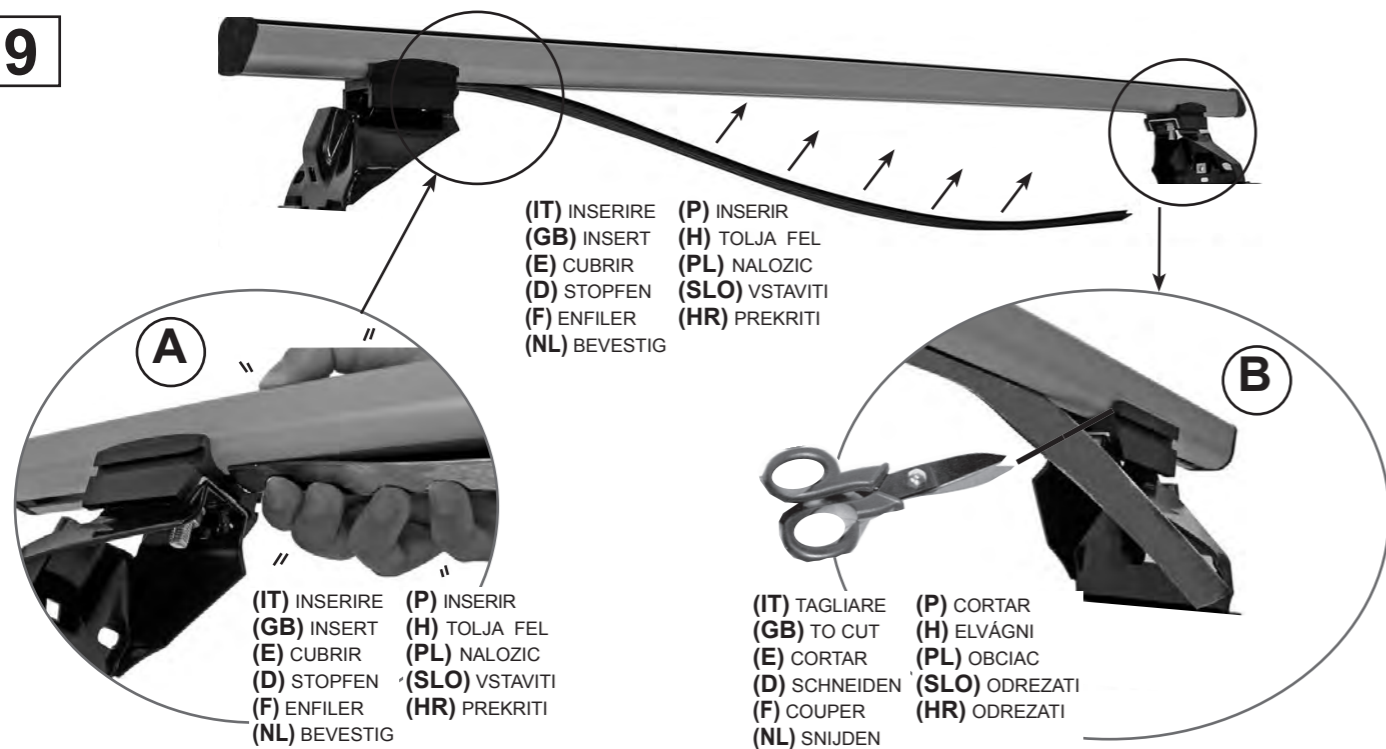
(IT) CENTRARE IL P. TUTTO SUL TETTO
 (GB) CENTRE THE UNIVERSAL BAR CARRIER ON THE ROOF
 (E) CENTRAR EL PORTAEQUIPAJES SOBRE EL TECHO
 (D) LASTENTRÄGER AUF DEM DACH ZENTRIEREN
 (F) CENTRER LE PORTE-TOUT SUR LE TOIT
 (NL) PLAATS DE UNIVERSELE DRAGER IN HET MIDDEN VAN HET DAK
 (P) CENTRAR AS BARRAS PORTA BAGAGENS NO TEJADILHO
 (H) HELYEZZE KÖZÉPRE A RUDAKAT
 (PL) WYSRODKOWAC BAGAZNIK NA DACHU
 (SLO) CENTRIRATI PRTLJAŽNIK NA STREHO
 (HR) CENTRIRATI NOSAČE NA KROV

6**10 Nm**

(IT) AVVITARE (A FONDO)
 (GB) TO SCREW (DOWN)
 (E) APRETAR (A FONDO)
 (D) FESTSCHRAUBEN
 (F) VISSER (À FOND)
 (NL) VASTSCHROEVEN
 (P) APERTAR POR BAIXO
 (H) MEGHÚZNI
 (PL) WKRECIC DO KONCA
 (SLO) PRIVITI (DO KONCA)
 (HR) PRIČVRSTITI (DO KRAJA)

7**8**


(IT) AVVITARE
 (GB) TO SCREW
 (E) APRETAR
 (D) FESTSCHRAUBEN
 (F) VISSER
 (NL) VASTSCHROEVEN
 (P) APERTAR
 (H) MEGHÚZNI
 (PL) WKRECIC
 (SLO) PRIVITI
 (HR) PRIČVRSTITI

9


(IT) INSERIRE (P) INSERIR
 (GB) INSERT (H) TOLJA FEL
 (E) CUBRIR (PL) NALOZIC
 (D) STOPFEN (SLO) VSTAVITI
 (F) ENFILER (HR) PREKRITI
 (NL) BEVESTIG

(IT) INSERIRE (P) INSERIR
 (GB) INSERT (H) TOLJA FEL
 (E) CUBRIR (PL) NALOZIC
 (D) STOPFEN (SLO) VSTAVITI
 (F) ENFILER (HR) PREKRITI
 (NL) BEVESTIG

(IT) TAGLIARE (P) CORTAR
 (GB) TO CUT (H) ELVÁGNI
 (E) CORTAR (PL) OBCIAC
 (D) SCHNEIDEN (SLO) ODREZATI
 (F) COUPER (HR) ODREZATI
 (NL) SNIJDEN




(IT) Attenzione: Istruzioni di montaggio per barre in ferro.
(GB) Attention: Mounting instructions for steel bar carriers.
(E) Atención: Instrucciones de montaje para barras portatodo en hierro.
(D) Achtung: Montageanweisungen für Stahl-Lastenträger.
(F) Attention: Notices de montage pour barres de portage en métal.
(NL) Attentie: Handleiding voor dakdragers gemaakt van ijzer.
(P) Atenção: Instrukções de montagem para barras de tejadilho em ferro.
(H) Szerelési utasítás acél tartórudakhoz.
(PL) Uwaga: Instrukcja montażu bagażników wykonanych ze stali.
(SLO) Pozor: Navodila za montažo nosilcev prtljažnika-železnih.
(HR) Uputstvo za montažu željeznih krovnih nosača.




DAIHATSU: TERIOS CX (97->05)

1




2



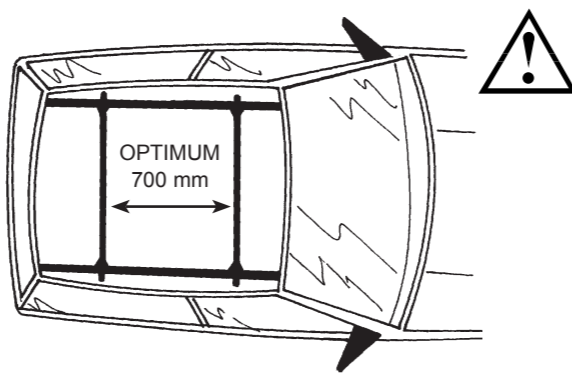
(IT) INSERIRE
(GB) INSERT
(E) CUBRIR
(D) STOPFEN
(F) ENFILER
(NL) BEVESTIG
(P) INSERIR
(H) TOLJA FEL
(PL) NALOZIC
(SLO) VSTAVITI
(HR) PREKRITI

3



(IT) INSERIRE
(GB) INSERT
(E) CUBRIR
(D) STOPFEN
(F) ENFILER
(NL) BEVESTIG
(P) INSERIR
(H) TOLJA FEL
(PL) NALOZIC
(SLO) VSTAVITI
(HR) PREKRITI

4




OPTIMUM
700 mm

5

“À TROUVER SUR LE BATTANT DE LA PORTE OU
DANS LE MANUAL TECHNIQUE DE LA VOITURE “


1




(IT) SVITARE
(GB) UNSCREW
(E) AFLOJAR
(D) ABSCHRAUBEN
(F) DEVISSER
(NL) OPENSCHROEVEN

(P) DESAPARAFUSAR
(H) KICSAVARNI
(PL) WYKRECIC
(SLO) ODVITI
(HR) ODVITI

2




3



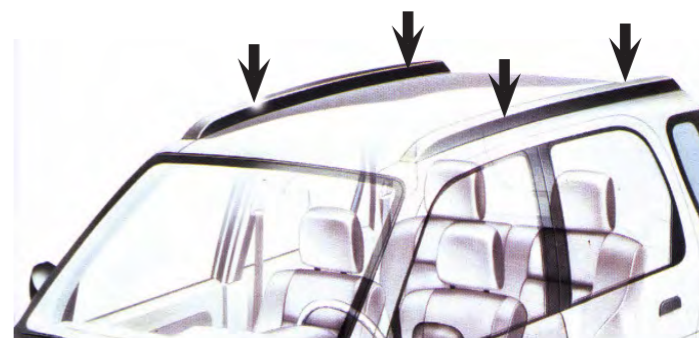
(IT) INSERIRE
(GB) INSERT
(E) CUBRIR
(D) STOPFEN
(F) ENFILER
(NL) BEVESTIG
(P) INSERIR
(H) TOLJA FEL
(PL) NALOZIC
(SLO) VSTAVITI
(HR) PREKRITI

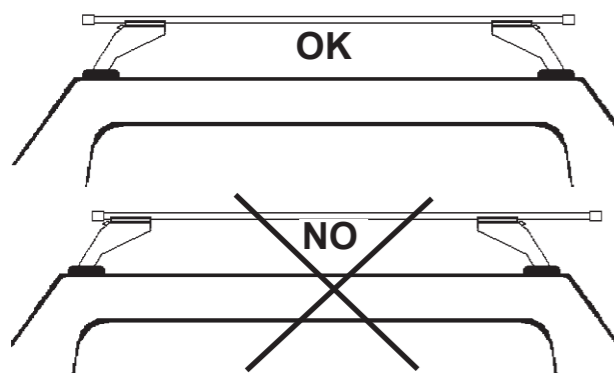
4



(IT) AVVITARE (A FONDO)
(GB) TO SCREW (DOWN)
(E) APRETAR (A FONDO)
(D) FESTSCHRAUBEN
(F) VISSER (À FOND)
(NL) VASTSCHROEVEN
(P) APERTAR POR BAIXO
(H) MEGHÚZNI
(PL) WKRECIC DO KONCA
(SLO) PRIVITI (DO KONCA)
(HR) PRIČVRSTITI (DO KRAJA)

5 Nm





6

(IT) CENTRARE IL P. TUTTO SUL TETTO
 (GB) CENTRE THE UNIVERSAL BAR CARRIER ON THE ROOF
 (E) CENTRAR EL PORTAEQUIPAJES SOBRE EL TECHO
 (D) LASTENTRÄGER AUF DEM DACH ZENTRIEREN
 (F) CENTRER LE PORTE-TOUT SUR LE TOIT
 (NL) PLAATS DE UNIVERSELE DRAGER IN HET MIDDEN VAN HET DAK
 (P) CENTRAR AS BARRAS PORTA BAGAGENS NO TEJADILHO
 (H) HELYEZZE KÖZÉPRE A RUDAKAT
 (PL) WYSRODKOWAC BAGAZNIK NA DACHU
 (SLO) CENTRIRATI PRTLJAŽNIK NA STREHO
 (HR) CENTRIRATI NOSAČE NA KROV

7**10 Nm**

(IT) AVVITARE (A FONDO)
 (GB) TO SCREW (DOWN)
 (E) APRETAR (A FONDO)
 (D) FESTSCHRAUBEN
 (F) VISSER (À FOND)
 (NL) VASTSCHROEVEN
 (P) APERTAR POR BAIXO
 (H) MEGHÚZNI
 (PL) WKRECIC DO KONCA
 (SLO) PRIVITI (DO KONCA)
 (HR) PRIČVRSTITI (DO KRAJA)

8**9**

(IT) AVVITARE
 (GB) TO SCREW
 (E) APRETAR
 (D) FESTSCHRAUBEN
 (F) VISSER
 (NL) VASTSCHROEVEN
 (P) APERTAR
 (H) MEGHÚZNI
 (PL) WKRECIC
 (SLO) PRIVITI
 (HR) PRIČVRSTITI

40069 PARTS LIST

x4 Cod. VTBS08P30



x4 Cod. 32052/Z




x4 Cod. ROZB08016





x4 Cod. DDFZ08001



x4 Cod. 60328



x4 Cod. 32053/Z



x4 Cod. 31063/V



x4 Cod. 60243




x4 Cod. 60239



x4 Cod. 60263



x1 Cod. 60273



x8 Cod. VTBS14014



x8 Cod. DDFZ06001

Ø 6x18 mm



x8 Cod. ROZB06018



x1 Cod. 32032/Z

COVER TOTUS

(IT) ISTRUZIONI DI MONTAGGIO (GB) FITTING INSTRUCTIONS (E) INSTRUCCIONES PARA SU MONTAJE
(D) MONTAGEANWEISUNGEN (F) INSTRUCTIONS DE MONTAGE (NL) MONTAGE INSTRUCTIES (P) INSTRUÇÕES DE MONTAGEM
(H) SZERELÉSI UTASÍTÁS (PL) INSTRUKCJA MONTAŻU (SLO) NAVODILA O MONTAŽI (HR) UPUTE ZA MONTAŽU.

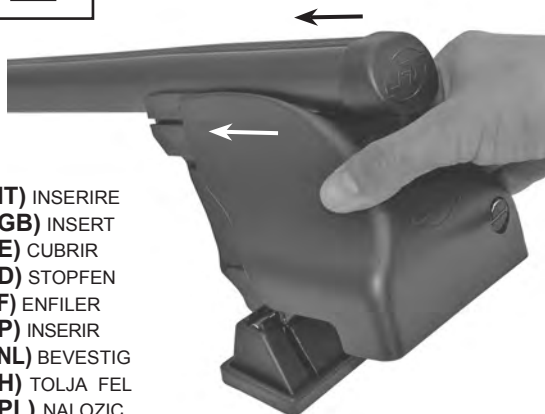
1



(IT) INSERIRE
(GB) INSERT
(E) CUBRIR
(D) STOPFEN
(F) ENFILER
(P) INSERIR
(NL) BEVESTIG
(H) TOLJA FEL
(PL) NALOZIC
(SLO) VSTAVITI
(HR) PREKRITI



2



(IT) INSERIRE
(GB) INSERT
(E) CUBRIR
(D) STOPFEN
(F) ENFILER
(P) INSERIR
(NL) BEVESTIG
(H) TOLJA FEL
(PL) NALOZIC
(SLO) VSTAVITI
(HR) PREKRITI

3



4



(IT) INSERIRE
(GB) INSERT
(E) CUBRIR
(D) STOPFEN
(F) ENFILER
(P) INSERIR
(NL) BEVESTIG
(H) TOLJA FEL
(PL) NALOZIC
(SLO) VSTAVITI
(HR) PREKRITI



NO PER ART. 40102 - 40115 - 40119