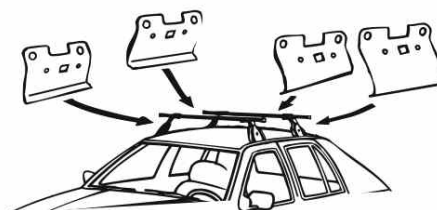
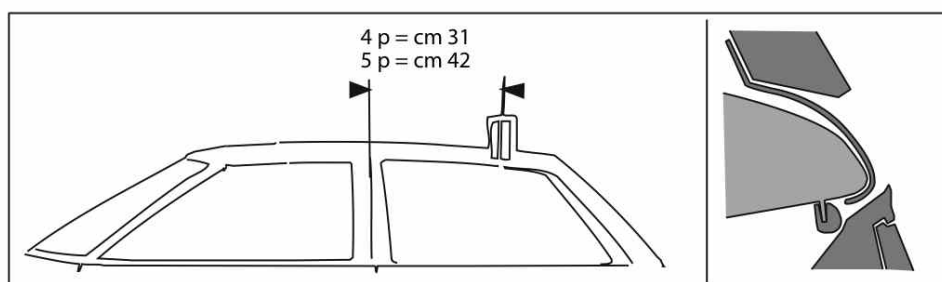
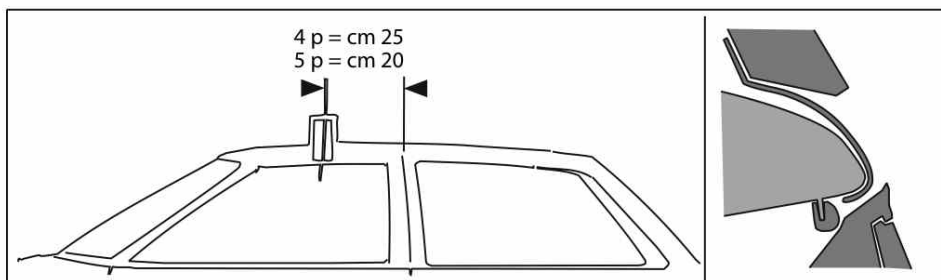


L1019 HYUNDAI ELANTRA 4 - 5 p modello 2000



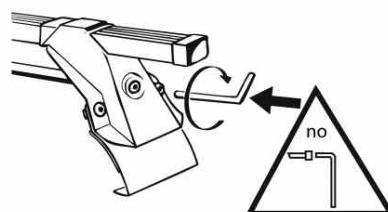
I- Per stringere, usare la chiave come indicato nel disegno. (Non si assumono responsabilità per danni causati dall'impiego di chiavi diverse da quella in dotazione al prodotto).

F- Pour serrer, utiliser la cle comme indique ci dessous.

GB-For tightening, please use the wrench as per the drawing.

D- Zum Anziehen benutzen Sie bitte den Inbusschlüssel, nur wie auf dem Bild dargestellt.

E- Para el correcto ajuste, utilizar la llave fija tal y como se indica en la imagen.








La Prealpina srl

13/07/2001