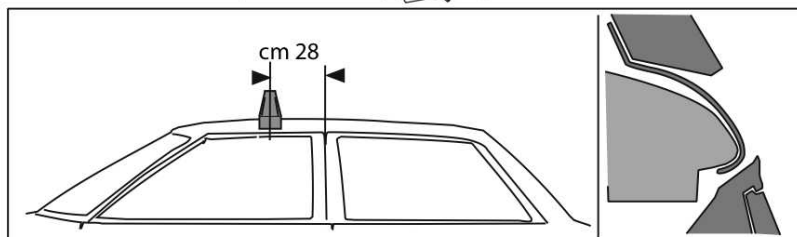
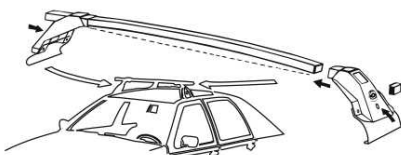
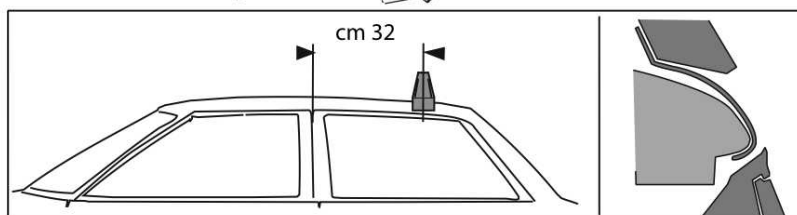


L1056 NISSAN MICRA 5 P modello 2003

I- montare la barra anteriore  
 GB- fit the front bar  
 E- ajustar la barra frontal

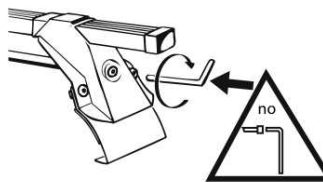
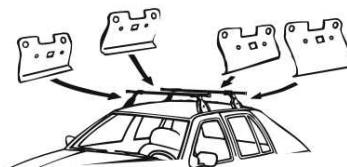


I- montare la barra posteriore  
 GB- fit the rear bar  
 E- ajustar la barra trasera



I- Per stringere, usare la chiave come indicato nel disegno. (Non si assumono responsabilità per danni causati dall'impiego di chiavi diverse da quella in dotazione al prodotto).

F- Pour serrer, utiliser la cle comme indique ci dessous.  
 GB- For tightening, please use the wrench as per the drawing.  
 D- Zum Anziehen benutzen Sie bitte den Inbusschlüssel, nur wie auf dem Bild dargestellt.  
 E- Para el correcto ajuste, utilizar la llave fija tal y como se indica en la imagen.








**La Prealpina srl**

216/06/2003