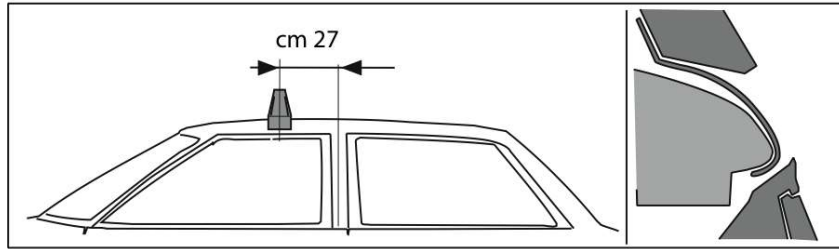

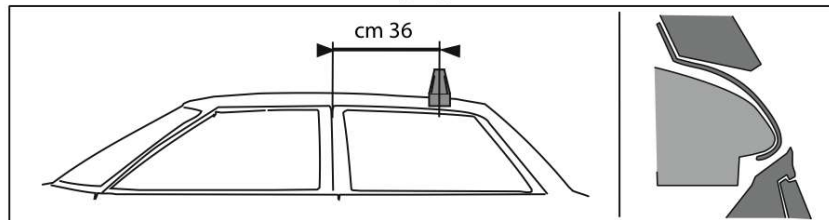


L1097 KIA RIO 4 porte 2003

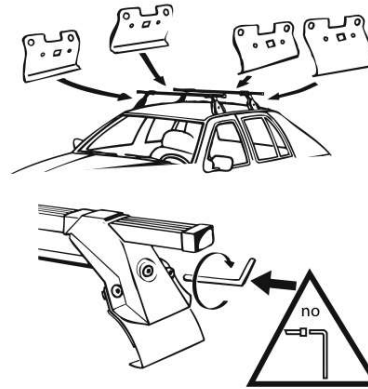
I- montare la barra anteriore
 GB- fit the front bar
 E- ajustar la barra frontal



I- montare la barra posteriore
 GB- fit the rear bar
 E- ajustar la barra trasera



I- Per stringere, usare la chiave come indicato nel disegno. (Non si assumono responsabilità per danni causati dall'impiego di chiavi diverse da quella in dotazione al prodotto).
 F- Pour serrer, utiliser la cle comme indique ci dessous.
 GB- For tightening, please use the wrench as per the drawing.
 D- Zum Anziehen benutzen Sie bitte den Inbusschlüssel, nur wie auf dem Bild dargestellt.
 E- Para el correcto ajuste, utilizar la llave fija tal y como se indica en la imagen.








La Prealpina srl
02/02/2005