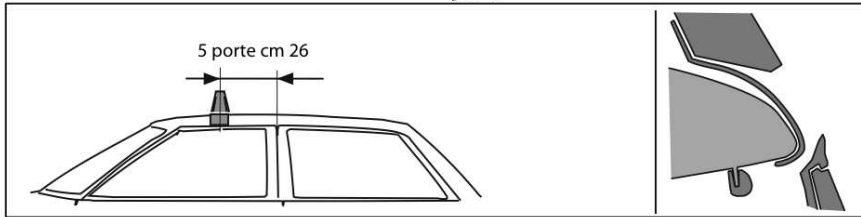
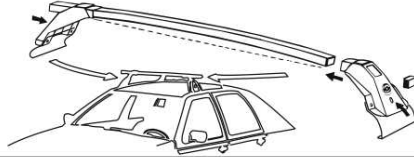
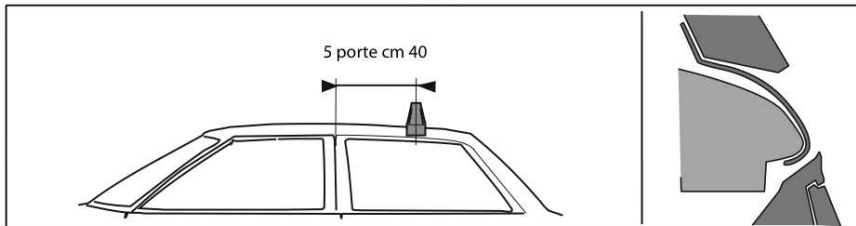
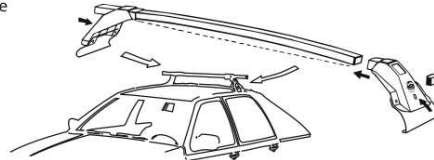


L1113
 Citroen C1 5 porte modello 2005
 Peugeot 107 5 porte modello 2005
 Toyota Aygo 5 porte modello 2005

I- montare la barra anteriore
 GB- fit the front bar
 E- ajustar la barra frontal



I- montare la barra posteriore
 GB- fit the rear bar
 E- ajustar la barra trasera



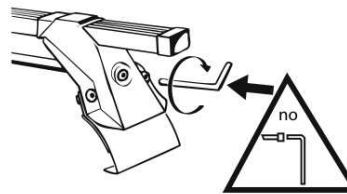
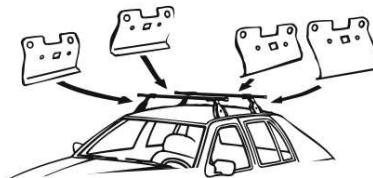
I- Per stringere, usare la chiave come indicato nel disegno. (Non si assumono responsabilità per danni causati dall'impiego di chiavi diverse da quella in dotazione al prodotto).

F- Pour serrer, utiliser la cle comme indique ci dessous.

GB- For tightening, please use the wrench as per the drawing.

D- Zum Anziehen benutzen Sie bitte den Inbusschlüssel, nur wie auf dem Bild dargestellt.

E- Para el correcto ajuste, utilizar la llave fija tal y como se indica en la imagen.



max Kg. 60 La Prealpina srl 30/09/2005