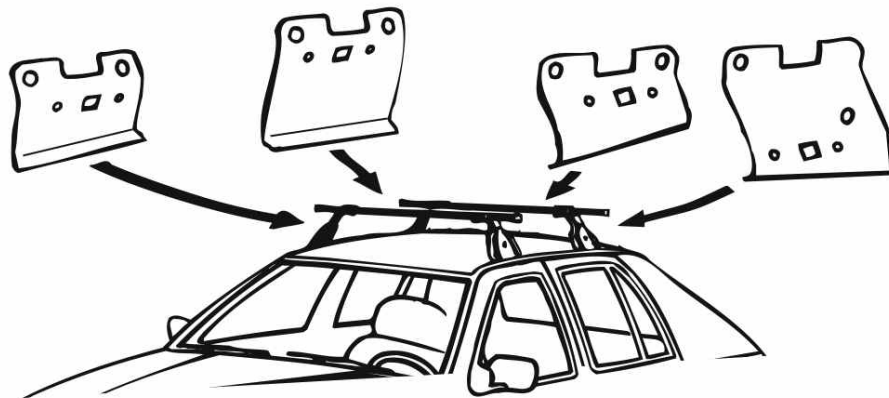
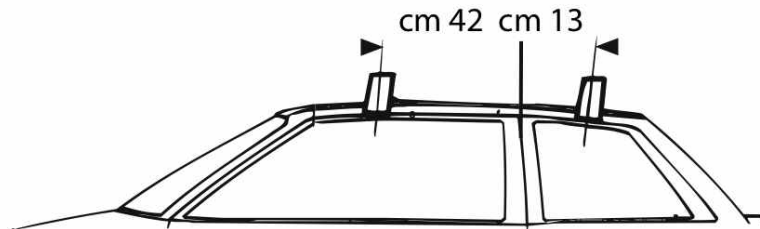
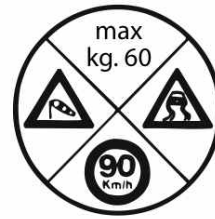


L940 PEUGEOT 406 Coupe



I- Per stringere, usare la chiave come indicato nel disegno. (Non si assumono responsabilità per danni causati dall'impiego di chiavi diverse da quella in dotazione al prodotto.)
F- Pour serrer, utiliser la cle comme indique ci dessous.
GB-For tightening, please use the wrench as per the drawing.
D- Zum Anziehen benutzen Sie bitte den Inbusschlüssel, nur wie auf dem Bild dargestellt.
E- Para el correcto montaje, utilizar la llave fija tal y como se indica en la imagen.

