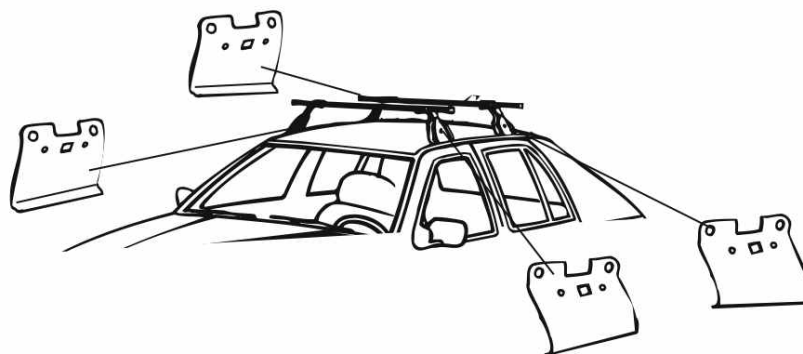
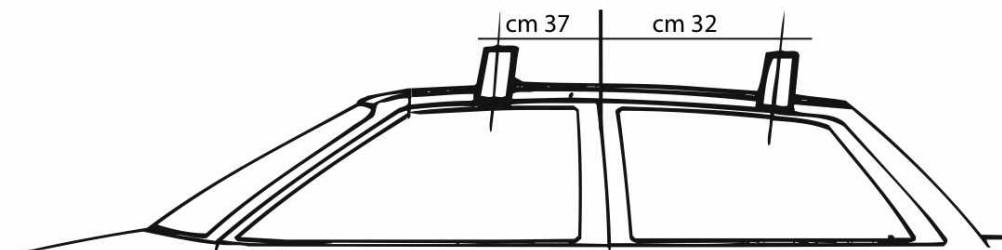
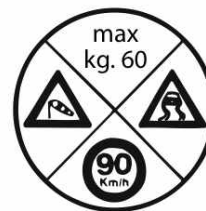


L961 PEUGEOT 206 3 P



- I- Per stringere, usare la chiave come indicato nel disegno. (Non si assumono responsabilità per danni causati dall' impiego di chiavi diverse da quella in dotazione al prodotto.
- F- Pour serrer, utiliser la cle comme indique ci dessous.
- GB-For tightening, please use the wrench as per the drawing.
- D- Zum Anziehen benutzen Sie bitte den Inbusschlüssel, nur wie auf dem Bild dargestellt.
- E- Para el correcto montaje, utilizar la llave fija tal y como se indica en la imagen.

